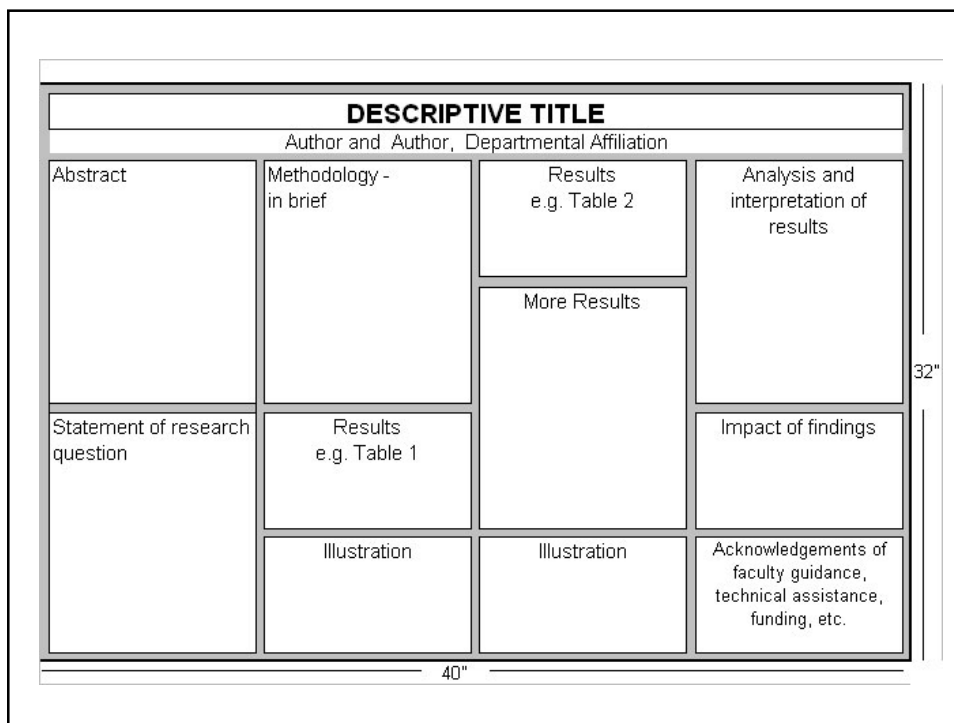
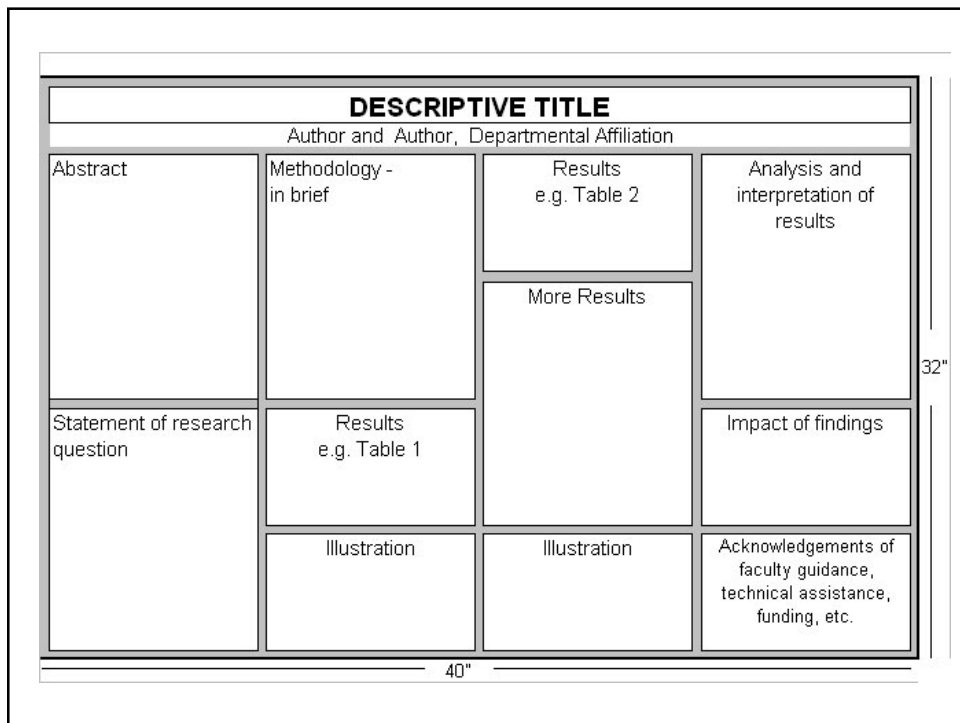
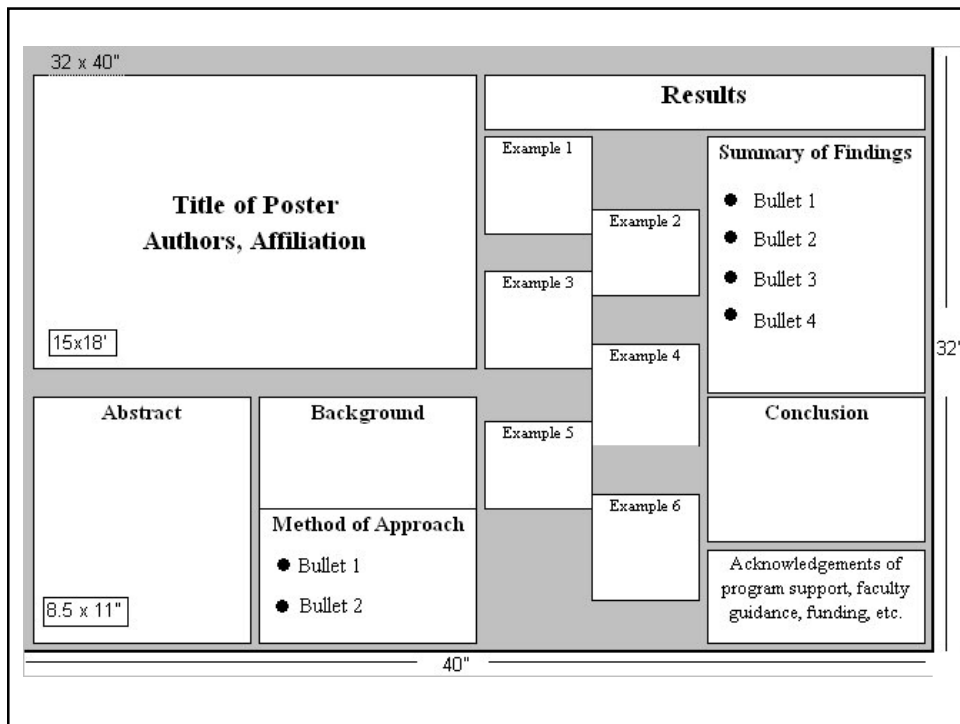


Effective Poster Design

- A visitor to a poster does not want to read it, but to inspect it.
- Thus, the key to creating an effective poster presentation is visual simplicity achieved **without loss of information content**.
- Make the title brief and descriptive.
- Provide a brief abstract to orient the viewer.
- Plan a story for the viewer:
 - the context - what, why, how
 - the results and analysis
 - the importance of the results
- Use telegraphic language and bulleted outlines.
- Construct easy-to-interpret graphs and tables for information and comparisons.
- Include a visual image to illustrate your project and/or results.
- Make it easy for the viewer to determine the flow of information.

<http://www.aas.duke.edu/trinity/research/vt/postertips.html>





TITLE OF POSTER TITLE OF POSTER TITLE OF POSTER			
Authors, Departments			
Abstract	Method	Alternative method	Analysis and interpretation of results
	Result A	Result C	
Statement of question or problem; why it is interesting	Result B	Photo or other illustration	Conclusion/s
	Acknowledgements		

40"

32"